



**CONSEJO NACIONAL DE
SEGURIDAD SOCIAL**

Estados Financieros

Al 30 de Abril del 2015

Consejo Nacional de Seguridad Social

Balance General

Al 30/04/2015 y 30/04/2015

Valores Expresados en RD\$

| Descripción | abril 2015 | abril 2014 |
|--|-----------------------|-----------------------|
| Activos | | |
| Activos Corrientes | | |
| Disponibilidades | RD\$698,111,010.97 | RD\$59,386,843.61 |
| Inversiones Financieras a Corto Plazo | 0.00 | 0.00 |
| Cuentas y Documentos por Cobrar | 2,814,797.53 | 5,167,151.62 |
| Gastos Pagados por Anticipado | 1,450,623.40 | 1,414,802.15 |
| Inventarios de Consumo | 4,298,956.65 | 5,158,218.18 |
| Total Activos Corrientes | 706,675,388.55 | 71,127,015.56 |
| Activos No Corrientes | | |
| Bienes de Uso Neto (Activos No Financieros) | 72,313,332.11 | 65,309,562.60 |
| Bienes Intangibles (Licencias y Softwares) | 24,730,550.52 | 21,752,937.54 |
| Otros Activos No Corrientes | 377,081.59 | 167,081.59 |
| Total Activos No Corrientes | 97,420,964.22 | 87,229,581.73 |
| Total Activos | 804,096,352.77 | 158,356,597.29 |
| Pasivos y Patrimonio | | |
| Pasivos Corrientes | | |
| Gastos de Personal y Contribuciones por Pagar | 4,019,177.24 | 386,387.00 |
| Cuentas por Pagar a Proveed. y Contratistas | 7,586,987.71 | 6,029,451.03 |
| Deducciones y Retenciones por Pagar | 842,721.73 | 2,073,592.29 |
| Comisiones y Cargos por Pagar | 0.00 | 0.00 |
| Transferencias por Pagar | 659,679,897.92 | 42,991,528.97 |
| Documentos por Pagar | 0.00 | 0.00 |
| Préstamos por Pagar | 0.00 | 0.00 |
| Otros Pasivos Corrientes | 1,465,783.44 | 1,345,119.91 |
| Total Pasivos Corrientes | 673,594,568.04 | 52,826,079.20 |
| Pasivos No Corrientes | | |
| Títulos y Valores a Pagar a Largo Plazo | 0.00 | 0.00 |
| Otros Pasivos No Corrientes | 0.00 | 2,696,769.43 |
| Total Pasivos No Corrientes | 0.00 | 2,696,769.43 |
| Total Pasivos | 673,594,568.04 | 55,522,848.63 |
| Patrimonio | | |
| Patrimonio Institucional y Resultados de Periodos Anteriores | 115,682,514.14 | 102,833,748.66 |
| Resultado del Periodo | 14,819,270.59 | |
| Total Patrimonio | 130,501,784.73 | 102,833,748.66 |
| Total Pasivos y Patrimonio | 804,096,352.77 | 158,356,597.29 |

Enc. de Contabilidad

Gerente General


Director Financiero




Consejo Nacional de Seguridad Social
Estado de Resultado
Del 01/01/2015 Al 30/04/2015
Valores Expresados En RD\$

| Descripción | abril 2015 | Acumulado 2015 |
|---|-----------------------|----------------------|
| Ingresos Corrientes | | |
| Ingresos No Tributarios: | | |
| Renta de Propiedad | 0.00 | 380,167.26 |
| Ingresos de Operaciones: | | |
| Entradas Propias Corrientes | 304,700.00 | 1,108,879.92 |
| Transferencias Corrientes Recibidas: | | |
| Del Gobierno Central (Nota) | 11,722,934.68 | 46,891,738.72 |
| De Otras Instituciones Publicas | 0.00 | 10,000,000.00 |
| Otras Transferencias Corrientes | 0.00 | 0.00 |
| Donaciones Corrientes Recibidas | 0.00 | 0.00 |
| Otros Ingresos | 0.00 | 0.00 |
| Total Ingresos Corrientes | 12,027,634.68 | 58,380,785.90 |
| Gastos Corrientes | | |
| Servicios Personales | 6,707,155.37 | 24,664,123.67 |
| Servicios No Personales | 5,204,530.79 | 12,854,234.88 |
| Materiales y Suministros | 690,896.37 | 3,141,107.37 |
| Previsiones | 0.00 | 0.00 |
| Transferencias y Donaciones Corrientes | 352,800.00 | 469,300.00 |
| Otros Gastos Institucionales | 0.00 | 0.00 |
| Total Gastos Corrientes | 12,955,382.53 | 41,128,765.92 |
| Resultado Corriente del Periodo | (927,747.85) | 17,252,019.98 |
| Depreciaciones y Amortizaciones | 1,032,792.38 | 2,432,749.39 |
| Resultados Neto del Periodo | (1,960,540.23) | 14,819,270.59 |




 Enc. de Contabilidad


 Gerente General


 Director Financiero

Consejo Nacional de Seguridad Social

Flujo de Efectivo

Al 30/04/2015

Valores Expresados en RD\$


| Descripción | |
|---|--------------------|
| Flujo de Efectivo Procedente de Actividades Operativas: | |
| Entradas | |
| Renta de la Propiedad (Intereses, Dividendos, Otras Rentas) | 380,167 |
| Entradas Propias Corrientes (Venta de Servicios Empresa Pública) | 1,108,880 |
| Transferencias del Sector Privado | 0 |
| Transferencias Corrientes de la Administración Central | 46,891,739 |
| Otras Transferencias Corrientes Recibidas | 10,000,000 |
| Disminución de Cuentas por Cobrar | 2,352,354 |
| Total Flujo de Entradas de Efectivo | 60,733,140 |
| Salidas | |
| Pago de Remuneraciones al Personal | 22,190,513 |
| Contribuciones a la Seguridad Social | 2,473,611 |
| Adquisición de Bienes y Servicios | 15,995,342 |
| Pérdidas en Operaciones Financieras | 0 |
| Transferencias Corrientes | 469,300 |
| Otros Gastos | 0 |
| Total Flujo de Salidas de Efectivo | 41,128,766 |
| Flujo Neto de Efectivo Procedente de Actividades Operativas | 19,604,374 |
| Flujo de Efectivo Precedente de Actividades de Inversión: | |
| Entradas | |
| Disminución Gastos Pagados por Anticipado | 0 |
| Disminución en Inventarios de Consumo | 859,262 |
| Ajustes Resultados Años Anteriores | 12,848,765 |
| Total Flujo de Entradas de Efectivo | 13,708,027 |
| Salidas | |
| Inversión Real en Activos No Financieros | 12,624,132 |
| Ajustes Resultados Años Anteriores | 0 |
| Incremento Gastos Pagados por Anticipado | 35,821 |
| Incremento Créditos por Cobrar a Corto Plazo | 0 |
| Incremento en Inventarios de Consumo | 0 |
| Inversiones Financieras | 0 |
| Total Flujo de Salidas de Efectivo | 12,659,953 |
| Flujo Neto de Efectivo Procedente de Actividades de Inversión | 1,048,074 |
| Flujo de Efectivo Precedente de Actividades de Financiación: | |
| Entradas | |
| Recuperación de Inversiones Financieras | 0 |
| Fondos de Terceros, Deudas con Suplidores y Otras Cuentas por Pagar | 620,768,489 |
| Incremento de la Porción Corriente Pasivo L/P | 0 |
| Total Flujo de Entradas de Efectivo | 620,768,489 |
| Salidas | |
| Inversiones Financieras | 0 |
| Disminución de la Porción Corriente Pasivo L/P | 2,696,769 |
| Deudas con Suplidores | 0 |
| Total Flujo de Salidas de Efectivo | 2,696,769 |
| Flujo Neto de Efectivo Procedente de Actividades de Financiación | 618,071,719 |
| Aumento (Disminución) Neto(a) del Efectivo y los Equivalentes | 638,724,167 |
| Efectivo y Equivalentes al Principio del Período | 59,386,844 |
| Efectivo y Equivalentes al Final del Período | 698,111,011 |
| Variación | 638,724,167 |



[Signature]
Enc. de Contabilidad

[Signature]
Gerente General

[Signature]
Director Financiero



Intervalos: Desde: 01/04/2015
Fecha: Primero
Cuenta:

Ordenado por: Segmento1
Incluir: Contabilización
Imprimir moneda en: Funcional (RD)

| Inactivo | Cuenta | Descripción | Saldo Inicial | Débito | Crédito | Cambio neto | Saldo final |
|----------|-----------------|--|--------------------|--------------------|--------------------|--------------------|--------------------|
| | 110101001 | Caja General | RD\$0.00 | RD\$352,700.00 | RD\$352,700.00 | RD\$0.00 | RD\$0.00 |
| | 110101002 | Caja Chica CNSS | RD\$0.00 | RD\$0.00 | RD\$0.00 | RD\$0.00 | RD\$0.00 |
| | 110101003 | Caja Chica Oficina Regional 0 | RD\$0.00 | RD\$0.00 | RD\$0.00 | RD\$0.00 | RD\$0.00 |
| | 110101004 | Caja Chica Oficina Regional I | RD\$15,000.00 | RD\$0.00 | RD\$0.00 | RD\$0.00 | RD\$15,000.00 |
| | 110101005 | Caja Chica Oficina Regional II | RD\$15,000.00 | RD\$0.00 | RD\$0.00 | RD\$0.00 | RD\$15,000.00 |
| | 110101013 | Fondo para Viaáticos en el País | RD\$25,000.00 | RD\$0.00 | RD\$0.00 | RD\$0.00 | RD\$25,000.00 |
| | 110102001001001 | Banco de Reservas CNSS | RD\$3,576,292.54 | RD\$4,599,212.74 | RD\$128,133.00 | RD\$4,471,079.74 | RD\$8,047,372.28 |
| | 110102001001006 | Colectora CNSS-CUT | RD\$14,403,094.75 | RD\$352,700.00 | RD\$406,800.00 | RD\$14,348,994.75 | RD\$14,348,994.75 |
| | 110102001001007 | BanReservas (RNC Virtual) | RD\$25,068,987.00 | RD\$25,069,262.00 | RD\$25,069,262.00 | RD\$0.00 | RD\$25,068,987.00 |
| | 110102001001098 | Cuenta Unica del Tesoro | RD\$650,332,990.01 | RD\$655,088,000.28 | RD\$654,910,333.35 | RD\$177,666.93 | RD\$650,510,656.96 |
| | 110402005 | Cuentas por Cobrar Empleados | RD\$477,049.98 | RD\$30,399.75 | RD\$37,321.76 | -RD\$6,922.01 | RD\$470,127.87 |
| | 110402006 | Reclamaciones por Cobrar | RD\$3,697.68 | RD\$0.00 | RD\$0.00 | RD\$0.00 | RD\$3,697.68 |
| | 110402007 | Partidas por Liquidar | RD\$781,171.98 | RD\$0.00 | RD\$0.00 | RD\$0.00 | RD\$781,171.98 |
| | 110402008 | Anticipo ISR Por Cobrar | RD\$5,710.00 | RD\$0.00 | RD\$0.00 | RD\$0.00 | RD\$5,710.00 |
| | 110402097 | Cuentas por Cobrar Ingresos Devengados | RD\$1,602,090.00 | RD\$304,000.00 | RD\$352,000.00 | -RD\$48,000.00 | RD\$1,554,090.00 |
| | 110410001 | Alquileres y Rentas | RD\$3,506.67 | RD\$0.00 | RD\$0.00 | RD\$0.00 | RD\$3,506.67 |
| | 110410001001 | Edificios y Locales | RD\$301,349.77 | RD\$0.00 | RD\$0.00 | RD\$0.00 | RD\$301,349.77 |
| | 110410002001 | Seguros Bienes Inmuebles | RD\$684,803.90 | RD\$0.00 | RD\$57,066.99 | -RD\$57,066.99 | RD\$627,736.91 |
| | 110410002002 | Seguros Bienes Muebles | RD\$565,123.70 | RD\$0.00 | RD\$47,093.65 | -RD\$47,093.65 | RD\$518,030.05 |
| | 110601001001 | Materiales y Suministros de Oficina | RD\$3,844,604.98 | RD\$0.00 | RD\$15,054.52 | -RD\$15,054.52 | RD\$3,829,550.46 |
| | 110601001002 | Materiales y Utiles de Cocina y Limpieza | RD\$387,501.92 | RD\$27,283.09 | RD\$26,601.14 | RD\$681.95 | RD\$388,183.87 |
| | 110601001003 | Publicaciones e Impresos | RD\$60,205.79 | RD\$0.00 | RD\$2,019.90 | -RD\$2,019.90 | RD\$58,185.89 |
| | 110603099 | ITBIS Compras en Tránsito | RD\$23,036.43 | RD\$0.00 | RD\$0.00 | RD\$0.00 | RD\$23,036.43 |
| | 120601001 | Maquinarias y Equipos de Producción | RD\$4,011,408.45 | RD\$0.00 | RD\$0.00 | RD\$0.00 | RD\$4,011,408.45 |
| | 120601002 | Equipo Educativo, Científico y Recreativo | RD\$77,880.00 | RD\$0.00 | RD\$0.00 | RD\$0.00 | RD\$77,880.00 |
| | 120601003 | Equipo de Transporte, Tracción y Elevación | RD\$10,920,054.50 | RD\$0.00 | RD\$0.00 | RD\$0.00 | RD\$10,920,054.50 |
| | 120601004 | Equipos de Computación | RD\$18,166,891.28 | RD\$1,501,740.16 | RD\$3,285.00 | RD\$1,498,455.16 | RD\$19,665,346.44 |
| | 120601005 | Equipos Médicos, Sanitarios y Veterinarios | RD\$904,325.46 | RD\$0.00 | RD\$0.00 | RD\$0.00 | RD\$904,325.46 |
| | 120601006 | Equipos de Comunicación y Señalamiento | RD\$2,831,558.62 | RD\$0.00 | RD\$0.00 | RD\$0.00 | RD\$2,831,558.62 |
| | 120601007 | Equipos y Muebles para Oficinas | RD\$9,956,901.72 | RD\$0.00 | RD\$0.00 | RD\$0.00 | RD\$9,956,901.72 |
| | 120601009 | Equipos Varios | RD\$97,072.99 | RD\$4,974.95 | RD\$0.00 | RD\$4,974.95 | RD\$102,047.94 |
| | 120601098 | Compras en Tránsito (Bienes de Uso) | RD\$4,974.95 | RD\$0.00 | RD\$4,974.95 | RD\$0.00 | RD\$0.00 |
| | 120602001 | Terrenos | RD\$21,160,000.00 | RD\$0.00 | RD\$0.00 | RD\$0.00 | RD\$21,160,000.00 |
| | 120602002 | Edificios | RD\$44,988,513.30 | RD\$0.00 | RD\$0.00 | RD\$0.00 | RD\$44,988,513.30 |
| | 120603005 | Mejoras a Edificaciones | RD\$4,629,525.36 | RD\$0.00 | RD\$0.00 | RD\$0.00 | RD\$4,629,525.36 |
| | 120698004 | Obras de Arte y Elementos Coleccionables | RD\$505,421.00 | RD\$0.00 | RD\$0.00 | RD\$0.00 | RD\$505,421.00 |
| | 120699002 | Deprec. Maquinarias y Equipos de Producción | -RD\$2,284,751.45 | RD\$0.00 | RD\$58,539.66 | -RD\$58,539.66 | -RD\$2,343,291.11 |
| | 120699003 | Deprec. Equipo Educativo, Científico y Recreativo | RD\$7,787.90 | RD\$0.00 | RD\$1,297.98 | -RD\$1,297.98 | -RD\$9,085.88 |
| | 120699004 | Deprec. Equipo de Transporte, Tracción y Elevación | -RD\$8,412,482.64 | RD\$0.00 | RD\$220,202.02 | -RD\$220,202.02 | -RD\$8,632,684.66 |
| | 120699005 | Deprec. Equipos de Computación | -RD\$15,033,297.48 | RD\$0.00 | RD\$416,996.50 | -RD\$15,450,293.98 | -RD\$15,450,293.98 |
| | 120699006 | Deprec. Equipos Médicos, Sanitarios y Veterinarios | -RD\$808,045.33 | RD\$0.00 | RD\$5,743.66 | -RD\$813,788.99 | -RD\$813,788.99 |
| | 120699007 | Deprec. Equipos de Comunicación y Señalamiento | -RD\$1,495,782.95 | RD\$0.00 | RD\$18,658.38 | -RD\$1,514,441.33 | -RD\$1,514,441.33 |
| | 120699008 | Deprec. Equipos y Muebles para Oficinas | -RD\$5,906,265.04 | RD\$0.00 | RD\$159,190.54 | -RD\$6,065,455.58 | -RD\$6,065,455.58 |
| | 120699010 | Deprec. Equipos Varios | -RD\$29,857.63 | RD\$0.00 | RD\$2,451.46 | -RD\$2,451.46 | -RD\$32,309.09 |
| | 120699011 | Deprec. Edificios | -RD\$10,180,428.62 | RD\$0.00 | RD\$149,712.18 | -RD\$10,330,140.80 | -RD\$10,330,140.80 |
| | 1207001 | Amortización Programas de Cómputos | -RD\$1,495,683.68 | RD\$0.00 | RD\$0.00 | RD\$0.00 | -RD\$1,495,683.68 |
| | 1207099 | Otras Amortizaciones Bines de Uso | -RD\$752,475.58 | RD\$0.00 | RD\$0.00 | RD\$0.00 | -RD\$752,475.58 |
| | 120801003 | Paquetes y Programas de Computación | RD\$10,999,365.24 | RD\$0.00 | RD\$0.00 | RD\$0.00 | RD\$10,999,365.24 |
| | 120801003001 | Programas de Computación | RD\$7,294,671.48 | RD\$0.00 | RD\$0.00 | RD\$0.00 | RD\$7,294,671.48 |
| | 120801003002 | Licencias Informáticas | RD\$6,436,513.80 | RD\$0.00 | RD\$0.00 | RD\$0.00 | RD\$6,436,513.80 |
| | 129801003001 | Depósito Tel. Fax y Cable | RD\$20,000.00 | RD\$0.00 | RD\$0.00 | RD\$0.00 | RD\$20,000.00 |
| | 129801003002 | Depósitos Alquileres | RD\$351,081.59 | RD\$0.00 | RD\$0.00 | RD\$0.00 | RD\$351,081.59 |

| Inactivo | Cuenta | Descripción | Saldo inicial | Débito | Crédito | Cambio neto | Saldo final |
|-------------------|--------|--|---------------------|--------------------|--------------------|--------------------|---------------------|
| 129801003098 | | Otras Fianzas y Depósitos | RD\$6,000.00 | RD\$0.00 | RD\$0.00 | RD\$6,000.00 | RD\$6,000.00 |
| 210301004001 | | Contribución SFS Acumulado por Pagar | -RD\$1,858,250.39 | RD\$279,613.73 | RD\$279,613.73 | RD\$0.00 | -RD\$1,858,250.39 |
| 210301004002 | | Contribución AFP Acumulado por Pagar | -RD\$1,822,363.00 | RD\$309,312.57 | RD\$309,312.57 | RD\$0.00 | -RD\$1,822,363.00 |
| 210301004003 | | Contribución SRL Acumulado por Pagar | -RD\$174,579.12 | RD\$29,767.65 | RD\$29,767.65 | RD\$0.00 | -RD\$174,579.12 |
| 210301004098 | | Otras Acumulaciones por Pagar | -RD\$163,984.73 | RD\$0.00 | RD\$0.00 | RD\$0.00 | -RD\$163,984.73 |
| 210302001 | | Proveedores Directos Internos a Pagar Corto Plazo | -RD\$5,401,996.00 | RD\$6,176,080.46 | RD\$8,054,738.71 | -RD\$1,878,658.25 | -RD\$7,280,654.25 |
| 210302003 | | Cuentas por Pagar Empleados | -RD\$21,911.38 | RD\$0.00 | RD\$0.00 | RD\$0.00 | -RD\$21,911.38 |
| 210302098 | | Cuentas por Pagar a Clasificar | -RD\$253,102.08 | RD\$0.00 | RD\$0.00 | RD\$0.00 | -RD\$253,102.08 |
| 210302099 | | Otras Ctas. a Pagar Directas a Corto Plazo | -RD\$31,320.00 | RD\$0.00 | RD\$0.00 | RD\$0.00 | -RD\$31,320.00 |
| 210306001001002 | | ITBIS Retenido Persona Física por Pagar | -RD\$3,870.00 | RD\$54,585.21 | RD\$54,585.21 | RD\$50.00 | -RD\$3,870.00 |
| 210306001001003 | | ITBIS Retenido Pers. Jurídicas por P. | -RD\$0.40 | RD\$0.00 | RD\$0.00 | RD\$0.00 | -RD\$0.40 |
| 210306001002001 | | ISR Retenido a Asalariados | -RD\$76,635.67 | RD\$9,544.84 | RD\$9,544.84 | RD\$0.00 | -RD\$76,635.67 |
| 210306001002004 | | ISR Retenido a Proveedores del Estado | -RD\$606,234.93 | RD\$13,862.50 | RD\$13,862.50 | RD\$0.00 | -RD\$606,234.93 |
| 21030600100204001 | | ISR Retenido Personas Fisicas | RD\$0.00 | RD\$30,325.13 | RD\$30,325.13 | RD\$0.00 | RD\$30,325.13 |
| 21030600100204002 | | ISR Retenido Personas Jurídica (Morales) | -RD\$33,739.17 | RD\$195,668.07 | RD\$195,668.07 | RD\$0.00 | -RD\$33,739.17 |
| 210306002004 | | SFS Retenido por Pagar | -RD\$36,614.05 | RD\$0.00 | RD\$0.00 | RD\$0.00 | -RD\$36,614.05 |
| 210306002006 | | Retenciones de Terceros | -RD\$137.69 | RD\$0.00 | RD\$0.00 | RD\$0.00 | -RD\$137.69 |
| 210306002007 | | FONAMAT Depend Adic. Acum por P | -RD\$840.00 | RD\$0.00 | RD\$0.00 | RD\$0.00 | -RD\$840.00 |
| 210306002098 | | Otras Retenciones | -RD\$84,449.82 | RD\$0.00 | RD\$0.00 | RD\$0.00 | -RD\$84,449.82 |
| 210311003 | | Transferencias al Sector Público a Pagar | -RD\$655,080,410.93 | RD\$666,775,740.69 | RD\$671,375,227.68 | -RD\$4,589,486.99 | -RD\$659,679,897.92 |
| 219802001 | | Regalía Pascual | -RD\$1,098,554.12 | RD\$0.00 | RD\$367,229.32 | -RD\$1,465,783.44 | -RD\$1,465,783.44 |
| 320301 | | Resultados de Ejercicios Anteriores | -RD\$91,451,971.53 | RD\$0.00 | RD\$0.00 | RD\$0.00 | -RD\$91,451,971.53 |
| 320303 | | Ajustes de Periodos Anteriores | RD\$57,077,567.00 | RD\$910,205.13 | RD\$910,205.13 | RD\$0.00 | RD\$57,077,567.00 |
| 320304 | | Ajustes de Periodos Anteriores | -RD\$91,308,109.61 | RD\$0.00 | RD\$0.00 | RD\$0.00 | -RD\$91,308,109.61 |
| 410298004 | | Ingresos por Subsidio Maternidad | -RD\$380,167.02 | RD\$0.00 | RD\$0.00 | RD\$0.00 | -RD\$380,167.02 |
| 410298098 | | Otros Ingresos | -RD\$0.24 | RD\$0.00 | RD\$0.00 | RD\$0.00 | -RD\$0.24 |
| 410301001 | | Venta de Bienes y Servicios | -RD\$180.00 | RD\$0.00 | RD\$2,700.00 | -RD\$2,880.00 | -RD\$2,880.00 |
| 410301099001 | | Eval. y Dictamen Grado Discapac. | -RD\$804,000.00 | RD\$2,000.00 | RD\$304,000.00 | -RD\$500.00 | -RD\$1,106,000.00 |
| 410301099003 | | Ingresos por Subsidio Almuerzo | RD\$0.08 | RD\$0.00 | RD\$0.00 | RD\$0.08 | RD\$0.08 |
| 410401002 | | Transferencias Corrientes de la Administración Cen | -RD\$35,168,804.04 | RD\$0.00 | RD\$11,722,934.68 | -RD\$46,891,738.72 | -RD\$46,891,738.72 |
| 410401004 | | Transferencias Corrientes de instituciones de la S | -RD\$10,000,000.00 | RD\$0.00 | RD\$0.00 | -RD\$10,000,000.00 | -RD\$10,000,000.00 |
| 510101001001 | | Sueldos Fijos | RD\$13,256,745.00 | RD\$0.00 | RD\$0.00 | RD\$0.00 | RD\$13,256,745.00 |
| 510101002001 | | Sueldos Personal Contratado y/o Igualado | RD\$827,378.86 | RD\$4,438,915.02 | RD\$0.02 | RD\$4,438,915.00 | RD\$4,438,915.00 |
| 510101003003 | | Compensación por Horas Extraordinarias | RD\$4,965.74 | RD\$683,000.00 | RD\$0.00 | RD\$683,000.00 | RD\$683,000.00 |
| 510101003004 | | Primas de Transporte | RD\$251,808.00 | RD\$25,317.10 | RD\$0.00 | RD\$25,317.10 | RD\$25,317.10 |
| 510101003007 | | Compensación por Servicios de Seguridad | RD\$272,600.00 | RD\$6,000.00 | RD\$0.00 | RD\$6,000.00 | RD\$257,808.00 |
| 510101005001 | | Honorarios Profesionales y Técnicos | RD\$0.00 | RD\$5,000.00 | RD\$0.00 | RD\$5,000.00 | RD\$5,000.00 |
| 510101006001 | | Dietas | RD\$390,000.00 | RD\$462,000.00 | RD\$0.00 | RD\$462,000.00 | RD\$373,600.00 |
| 510101007001 | | Sueldo Anual No. 13 (Regalía Pascual) | RD\$1,098,554.12 | RD\$367,229.32 | RD\$0.00 | RD\$462,000.00 | RD\$5,000.00 |
| 510101008001 | | Contribuciones al Seguro de Salud | RD\$38,300.85 | RD\$279,613.73 | RD\$0.00 | RD\$279,613.73 | RD\$1,465,783.44 |
| 510101008002 | | Contribuciones al Seguro de Pensiones | RD\$27,396.61 | RD\$309,312.57 | RD\$0.00 | RD\$279,613.73 | RD\$1,117,914.58 |
| 510101008003 | | Contribuciones al Seguro de Riesgo Laboral | RD\$89,219.12 | RD\$29,767.65 | RD\$0.00 | RD\$309,312.57 | RD\$1,236,709.18 |
| 510102001001003 | | Teléfono Local | RD\$58,780.09 | RD\$242,164.01 | RD\$0.00 | RD\$28,767.65 | RD\$118,986.77 |
| 510102001001004 | | Correo y Telefax | RD\$7,530.00 | RD\$2,850.00 | RD\$0.00 | RD\$242,164.01 | RD\$780,944.10 |
| 510102001001005 | | Internet y TV por Cable | RD\$57,210.82 | RD\$119,220.63 | RD\$0.00 | RD\$2,850.00 | RD\$10,380.00 |
| 510102001002001 | | Electricidad | RD\$1,803,367.46 | RD\$627,667.53 | RD\$0.00 | RD\$119,220.63 | RD\$476,431.45 |
| 510102001002002 | | Agua y Alcantarillado | RD\$30,871.00 | RD\$8,146.00 | RD\$0.00 | RD\$627,667.53 | RD\$2,431,034.99 |
| 510102001002003 | | Lavandería, Limp. e Higiene | -RD\$1,391.97 | RD\$0.00 | RD\$0.00 | RD\$39,017.00 | -RD\$1,391.97 |
| 510102001002004 | | Residuos Sólidos (Basura) | RD\$14,003.00 | RD\$5,151.00 | RD\$0.00 | RD\$5,151.00 | RD\$19,154.00 |
| 510102001003001 | | Publicidad y Propaganda | RD\$237,888.35 | RD\$137,706.00 | RD\$46,728.00 | RD\$90,978.00 | RD\$328,866.35 |
| 510102001003002 | | Impresión y Encuadernación | RD\$53,322.26 | RD\$192,100.90 | RD\$0.00 | RD\$192,100.90 | RD\$245,423.16 |
| 510102001004001 | | Viaáticos Dentro del País | RD\$12,579.00 | RD\$43,637.00 | RD\$21,523.00 | RD\$22,114.00 | RD\$34,693.00 |
| 510102001005001 | | Pasajes | RD\$7,560.00 | RD\$3,780.00 | RD\$0.00 | RD\$3,780.00 | RD\$11,340.00 |
| 510102001005004 | | Peaje | RD\$0.00 | RD\$1,000.00 | RD\$0.00 | RD\$1,000.00 | RD\$1,000.00 |
| 510102001006001 | | Edificios y Locales | RD\$1,199,082.00 | RD\$264,054.44 | RD\$0.00 | RD\$264,054.44 | RD\$1,463,136.44 |
| 510102001006099 | | Otros Alquileres | RD\$359,678.08 | RD\$76,000.02 | RD\$0.00 | RD\$76,000.02 | RD\$435,678.10 |
| 510102001007001 | | Seguros de Bienes Inmuebles | RD\$162,020.19 | RD\$57,066.99 | RD\$0.00 | RD\$57,066.99 | RD\$57,066.99 |
| 510102001007002 | | Seguros de Bienes Muebles | RD\$147,086.91 | RD\$47,093.65 | RD\$0.00 | RD\$47,093.65 | RD\$194,180.56 |



| Inactivo | Cuenta | Descripción | Saldo inicial | Débito | Crédito | Cambio neto | Saldo final |
|---------------------------|-------------------|--|------------------|-----------------------------|-----------------------------|------------------|------------------|
| | 510102001007003 | Seguros de Personas | RD\$111,896.46 | RD\$0.00 | RD\$0.00 | RD\$0.00 | RD\$111,896.46 |
| | 510102001008001 | Obras Menores | RD\$63,634.14 | RD\$30,726.80 | RD\$0.00 | RD\$30,726.80 | RD\$39,907.34 |
| | 510102001008002 | Máquinarias y Equipos | RD\$452,048.22 | RD\$77,703.00 | RD\$0.00 | RD\$77,703.00 | RD\$374,345.22 |
| | 510102001009002 | Comisiones y Gastos Bancarios | RD\$855.00 | RD\$550.00 | RD\$0.00 | RD\$305.00 | RD\$1,410.00 |
| | 510102001009005 | Servicios Especiales | RD\$251,879.55 | RD\$16,502.00 | RD\$0.00 | RD\$235,377.55 | RD\$268,381.55 |
| | 510102001009006 | Servicios Técnicos Profesionales | RD\$111,800.00 | RD\$16,815.00 | RD\$0.00 | RD\$94,985.00 | RD\$128,615.00 |
| | 51010200100906002 | Servicios Jurídicos | RD\$276,474.00 | RD\$309,370.00 | RD\$0.00 | RD\$32,896.00 | RD\$585,844.00 |
| | 51010200100906006 | Otros Servicios Técnicos Profesionales | RD\$947,361.37 | RD\$1,175,590.00 | RD\$0.00 | RD\$228,228.63 | RD\$2,122,951.37 |
| | 51010200100909000 | Otros Servicios no Personales por Clasificar | RD\$3,000.00 | RD\$184,000.00 | RD\$0.00 | RD\$181,000.00 | RD\$187,000.00 |
| | 51010200100909002 | Lavandería | RD\$1,450.00 | RD\$3,710.00 | RD\$0.00 | RD\$2,260.00 | RD\$5,160.00 |
| | 51010200100909003 | Limpieza e Higiene | RD\$199,718.16 | RD\$57,202.02 | RD\$0.00 | RD\$142,516.14 | RD\$256,920.18 |
| | 51010200100910001 | Eventos Generales | RD\$0.00 | RD\$1,572,974.80 | RD\$0.00 | RD\$1,572,974.80 | RD\$1,572,974.80 |
| | 510102002001001 | Alimentos y Bebidas para Personas | RD\$936,711.31 | RD\$278,844.68 | RD\$0.00 | RD\$657,866.63 | RD\$1,215,555.99 |
| | 510102002001003 | Productos Agroforestales y Pecuario | RD\$68,212.00 | RD\$13,022.00 | RD\$0.00 | RD\$55,190.00 | RD\$81,234.00 |
| | 510102002002002 | Acabados Textiles | RD\$42,509.50 | RD\$0.00 | RD\$0.00 | RD\$42,509.50 | RD\$42,509.50 |
| | 510102002002003 | Prendas de Vestir | RD\$21,352.10 | RD\$0.00 | RD\$0.00 | RD\$21,352.10 | RD\$21,352.10 |
| | 510102002003001 | Papel de Escritorio | RD\$157.44 | RD\$0.00 | RD\$0.00 | RD\$157.44 | RD\$157.44 |
| | 510102002003002 | Productos de Papel y Cartón | RD\$25,918.27 | RD\$3,323.07 | RD\$0.00 | RD\$22,595.20 | RD\$29,241.34 |
| | 510102002003003 | Productos de Artes Gráficas | RD\$3,389.00 | RD\$738.00 | RD\$0.00 | RD\$2,651.00 | RD\$4,127.00 |
| | 510102002003004 | Libros, Revistas y Periódicos | RD\$12,650.00 | RD\$0.00 | RD\$0.00 | RD\$12,650.00 | RD\$12,650.00 |
| | 510102002004001 | Combustibles y Lubricantes | RD\$1,000,849.99 | RD\$330,000.00 | RD\$0.00 | RD\$670,849.99 | RD\$1,330,849.99 |
| | 510102002004002 | Productos Químicos y Conexos | RD\$14,275.00 | RD\$0.00 | RD\$0.00 | RD\$14,275.00 | RD\$14,275.00 |
| | 510102002004003 | Productos Farmacéuticos y Conexos | RD\$8,335.80 | RD\$0.00 | RD\$0.00 | RD\$8,335.80 | RD\$8,335.80 |
| | 510102002005005 | Artículos de Plásticos | RD\$2,732.33 | RD\$106.73 | RD\$0.00 | RD\$2,625.60 | RD\$2,839.06 |
| | 510102002006001 | Productos de Cemento y Asbesto | RD\$0.00 | RD\$7,427.00 | RD\$0.00 | RD\$7,427.00 | RD\$7,427.00 |
| | 510102002006005 | Productos Metálicos | RD\$12,633.55 | RD\$4,505.00 | RD\$0.00 | RD\$8,128.55 | RD\$17,138.55 |
| | 510102002007001 | Material de Limpieza | RD\$52,407.02 | RD\$20,777.97 | RD\$0.00 | RD\$31,629.05 | RD\$73,184.99 |
| | 510102002007002 | Utiles de Escritorio y Oficina | RD\$7,271.45 | RD\$19,322.86 | RD\$0.00 | RD\$12,051.41 | RD\$76,594.31 |
| | 510102002007005 | Utiles de Cocina y Comedor | RD\$56,970.00 | RD\$0.00 | RD\$0.00 | RD\$56,970.00 | RD\$56,970.00 |
| | 510102002007006 | Productos Eléctricos y Afines | RD\$122,094.77 | RD\$2,969.76 | RD\$0.00 | RD\$119,125.01 | RD\$125,064.53 |
| | 510102002007007 | Materiales y Utiles de Informatica | RD\$7,529.01 | RD\$4,640.30 | RD\$0.00 | RD\$2,888.71 | RD\$12,169.31 |
| | 510102002007099 | Utiles Diversos | RD\$4,212.46 | RD\$5,219.00 | RD\$0.00 | RD\$1,006.54 | RD\$9,431.46 |
| | 510199001001001 | Deprec. Maquinarias y Equipos de Producción | RD\$7,809.49 | RD\$58,539.66 | RD\$0.00 | RD\$50,730.17 | RD\$146,349.15 |
| | 510199001001002 | Deprec. Equipo Educativo, Científico y Recreativo | RD\$1,946.97 | RD\$1,297.98 | RD\$0.00 | RD\$648.99 | RD\$3,244.95 |
| | 510199001001003 | Deprec. Equipo de Transporte, Tracción y Elevación | RD\$339,706.28 | RD\$220,202.02 | RD\$0.00 | RD\$119,504.26 | RD\$559,908.30 |
| | 510199001001004 | Deprec. Equipos de Computación | RD\$471,482.43 | RD\$416,996.50 | RD\$0.00 | RD\$54,485.93 | RD\$888,488.93 |
| | 510199001001005 | Deprec. Equipos Médicos, Sanitarios y Veterinarios | RD\$8,615.49 | RD\$5,743.66 | RD\$0.00 | RD\$2,871.83 | RD\$14,359.15 |
| | 510199001001006 | Deprec. Equipos de Comunicación y Señalamiento | RD\$27,987.57 | RD\$18,658.38 | RD\$0.00 | RD\$9,329.19 | RD\$46,545.95 |
| | 510199001001007 | Deprec. Equipos y Muebles para Oficinas | RD\$236,471.88 | RD\$159,190.54 | RD\$0.00 | RD\$77,281.34 | RD\$395,662.42 |
| | 510199001001009 | Deprec. Edificios | RD\$224,568.27 | RD\$149,712.18 | RD\$0.00 | RD\$74,856.09 | RD\$374,280.45 |
| | 510199001001010 | Depreciación Equipos Varios | RD\$1,358.63 | RD\$2,451.46 | RD\$0.00 | RD\$1,092.83 | RD\$3,810.09 |
| | 510401002001 | Ayudas y Donaciones a Personas | RD\$70,000.00 | RD\$0.00 | RD\$0.00 | RD\$70,000.00 | RD\$70,000.00 |
| | 510401002004 | Becas y Viajes de Estudio | RD\$46,500.00 | RD\$352,800.00 | RD\$0.00 | RD\$306,300.00 | RD\$399,300.00 |
| Totales generales: | | | RD\$0.00 | RD\$1,376,173,404.88 | RD\$1,376,173,404.88 | RD\$0.00 | RD\$0.00 |

Cuentas 154

Totales generales: **RD\$0.00** **RD\$1,376,173,404.88** **RD\$1,376,173,404.88** **RD\$0.00** **RD\$0.00**